




## CO2 Automated Welding Machine Gun Gas Shielded Customized

### Our Product Introduction

for more products please visit us on [wire-bendingmachine.com](http://wire-bendingmachine.com)

#### Basic Information

- Place of Origin: Guangdong, China
- Brand Name: Jin Hongxiang
- Model Number: JLH
- Minimum Order Quantity: 1 set
- Price: \$7,999.00/sets 1-1 sets
- Packaging Details: Export wooden case
- Delivery Time: 5-10 days or negotiation
- Supply Ability: 100 Set/Sets per Month



#### Product Specification

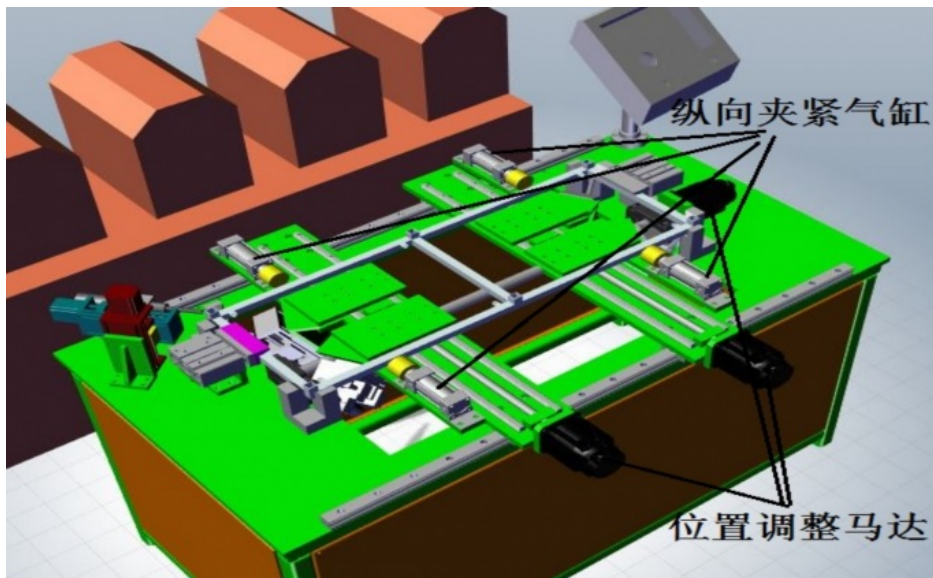
- Machine Type: Automatic Gas Shielded Welding
- Core Components: PLC Programming, Touch Screen Display
- Key Selling Points: Exquisite Design, Precise Processing,
- Weight (KG): 800
- Voltage: 380V
- Usage: Spot Welding Or Pull Welding
- Feature: Fully Automatic
- Advantage: High Speed Stability
- Highlight: **CO2 Automated Welding Machine,  
Customized Automated Welding Machine,  
Gas Shielded Welding Machine Gun**

## Product Description

### CO2 Gas Shielded Automatic Welding Machine 5 Welding Guns Machine customization



This machine is a customized machine for CO2 welding in the box. The product can be fixed, and 5 welding positions can be welded automatically. Very convenient and fast.

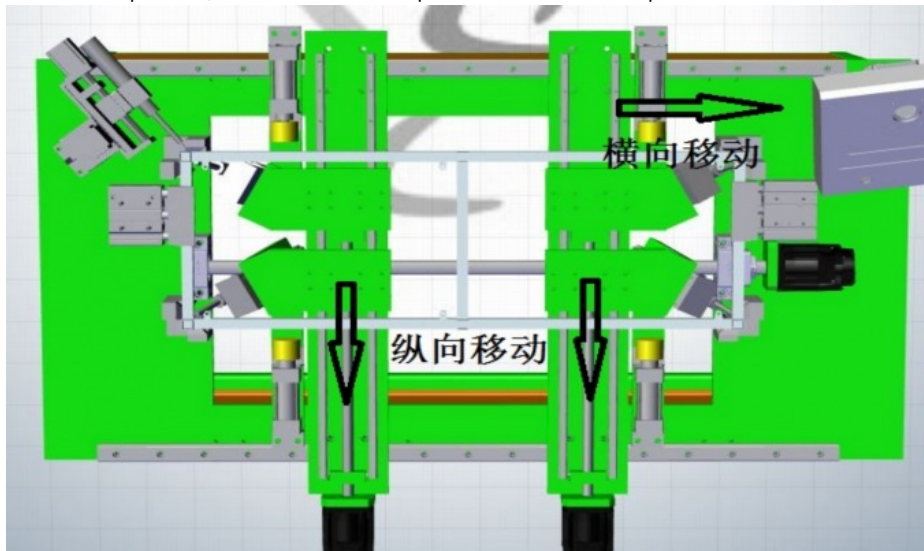


**Main configuration:**

- A. One set of die holder,
- B. 6 sets of welding gun movable precision slide rail modules,
- C. 3 sets of servo motors,
- D. 5 split CO2 welding machines,
- E. PLC and human-machine interface plus a set of programming control. F. 6 sets of stepping motors.

**Work flow:**

1. The master puts the workpiece onto the fixed die manually
  2. Start the work button
  3. The pressing cylinder works and presses the workpiece.
  4. Four spot welding guns shall be used first.
  5. The fifth welding gun is the workpiece of the pull welding gun.
  6. After welding, the pressing cylinder shall be reset.
  7. Take the workpiece manually and put it into the next workpiece
  8. Repeat the cycle for the next workpiece.
- In the whole process, the master needs to place and take the workpiece. Others are automatically welded by the machine.



**Design:**

**1. Requirements:**

4 guns are spot welding machines and 1 gun is pull welding.

**Scheme:**

First, 4 guns of spot welding are completed, and finally, the special programming is pull welding.

2. It is required that one machine can weld four products of your factory, and the machine adjustment is convenient and fast.

**Scheme:**


Due to different product batches, the position of the welding gun needs to be adjusted before welding each batch of products. Three servo motors, three sliding rails and three screw rods are added. The welding gun automatically moves to the welding position of different products quickly and accurately, reducing the adjustment time of manual positioning.

**Factory strength**



Independent R & D and production, focusing on welding and forming equipment for more than 20 years. It is exported to the world, and there are sales companies in Vietnam. It has accumulated tens of thousands of customers.

## III FACTORY OVERVIEW



**Dongguan Jinghongxiang Automation Equipment Co., Ltd.**



13925780098



jhx16888@gmail.com



wire-bendingmachine.com

No. 78, Shangzhong Road, Shangdi Industrial Zone, Liaobu Town, Dongguan, Guangdong, China